

MATERIALS FOR PERIODONTOLOGY



Health of your gums



A

ll over the world people dream to have beautiful and healthy teeth. Gum disease is the second most common among all problems of the oral cavity. Inflammatory and atrophic processes can continue for years, leading to serious complications and subsequent loss of teeth.

«VladMiVa» as one of the leading dental companies constantly researches in the field of periodontal tissue and oral mucosa disease. The key to success is understanding the interests and wishes of our customers. Therefore, the basis of our philosophy – continuous improvement of existing formulations of products and production of new materials with the use of modern research standards and quality control.

The large variety of different materials produced by company «VladMiVa» helps periodontist to treat the symptoms of inflammation and to correctly choose the individual treatment scheme in more difficult situations of periodontal tissue diseases.



CONTENTS

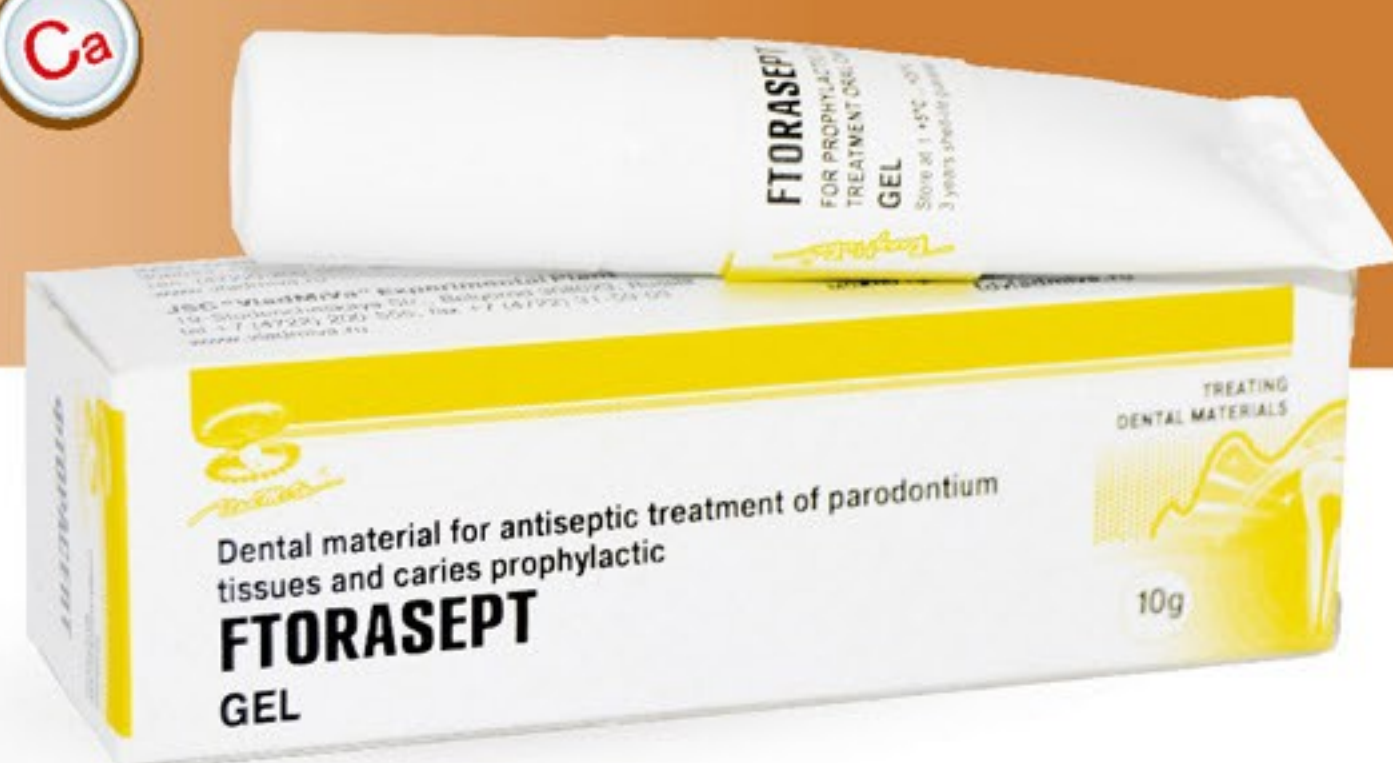
MATERIALS FOR TREATMENT AND HYGIENE OF ORAL CAVITY

FtorAsept.....	2
BelSol.....	3
Air-Cleans.....	4
Vitadont.....	6
KP-Plast.....	7
Alvanes antiseptic.....	8
Parasept.....	9
Belaiod.....	9
Bioplast-Dent gel.....	10
Klipdent gel.....	11

HEMOSTATICS

Alvanes.....	12
Alvanes sponge.....	13
Alumogel.....	14
Capramin.....	15
Re-Cord.....	16





FTORASEPT

dental material for antiseptic
treatment of periodontium tissues
and caries prophylactic

PURPOSE

Used for the treatment of inflammation and bleeding of the gums, oral mucosa under the denture, and prophylactic of caries, hyperesthesia and hypoplasia, non-carious damage of tooth enamel.

FEATURES

Part of gel «FtorAsept» **aminofluoride** – the most effective carrier of ions of the fluorine, providing optimum concentration of active fluorine on a surface of tooth hard tissues and has anti-carious action. Forming on tooth surface the highly stable protective layer preventing loss of calcium, not dissolved in acids and steady against action of a saliva, aminofluoride reduces permeability of dental enamel. Gel with amino-fluoride influences on the tooth hard tissues more effectively and more quickly, than gels with other sources of fluorine. Possessing superficial activity, amino-fluoride protects tooth hard tissues from formation of the dental plaque.

Chlorhexidine – antiseptic, active in insignificant concentration and possessing a wide spectrum of action concerning gram-positive, gram-negative bacteria and fungoid flora. Thanks to residual activity, it provides duration of bactericidal effect on the microorganisms forming a dental plaque, promoting the prevention and treatment of gingivitis, reduces the inflammation of gums.

Natural betaine, a part of gel, has properties of protection of living cells, and also easily transports water for their humidifying that is useful for water balance of oral mucosa and removal of the symptom of dryness of mouth.

Gel «FtorAsept» has pleasant taste properties, can be used at home.



'3 (74) 10.09.11

Review DENTISTRY

oral hygiene

ОБОЗрение
СТОМАТОЛОГИЯ

Complex protection of gums and teeth

V.F. Posokhova, Candidate of Sciences in Chemistry, Head of Central Laboratory of CJSC "VladMiVa",
V.P. Chuev, Doctor of Technical Sciences, Member of Academy of Medical-Technical Sciences of the Russian Federation, Vice-President
of Association of the trading and industrial enterprises of dentistry RDI – Russian "Dental Industry", General Director of CJSC "VladMiVa"

...Anticaries efficacy in children proves the feasibility of the local prevention of dental diseases using gel FTORASEPT. It stimulates enamel remineralization in early stages of dental caries and reduces the solubility of tooth enamel by acids. Thus the lack of minerals in surface carious lesions can be supplied, and the development of caries in the stage of chalky spot can be stopped. The gel is effective in the treatment and prevention of diseases associated with subgingival plaque and using braces to correct bite.

Thus, the combination of active ingredients included in gel FTORASEPT, allows:

- combine the suppression of microorganisms and the removal of inflammation;
- reduce bleeding gums and pain in the mouth;
- removal bad breath;
- provide reliable preventive protection against caries by creating protective layer of calcium fluoride on tooth surface.

The use of combined material FTORASEPT is undoubtedly a very perspective direction, because it allows to simultaneously treat both gums and teeth...

PACKAGING

code	packaging	volume
00000007475	Gel	10 g

RC № FSR 2007/00834 dated 09.10.2007



BELSOL

set of dental liquids for oral cavity mucosa treatment

PURPOSE

Set of liquids for oral cavity mucosa treatment:

- **Liquid № 1 (concentrate)** used for hygienic and prophylactic rinsing before visiting dentist or preparing dental impressions;
- **Liquid № 1 with fluorine (concentrate)** used for fluorination and prevention tooth caries and periodontics;
- **Liquid № 2 (concentrate), ready to use liquid № 2 or gel № 2** used for prophylactic rinsing and antiseptic treatment of mucosa in cases of gingivitis and periodontitis, and also for the treatment of infected tooth canals and medical treatment of carious cavities before filling, and for dentures, brackets and implants;
- **Liquid № 3 (concentrate)** used for rinsing in cases of mucosa inflammation, gingivitis and periodontitis.



FEATURES

Liquid № 1 (concentrate) contains aluminum chloride featuring viscous and cleaning effect on oral cavity, reduces salivation and featuring bactericidal effect on bacteria in oral cavity.

Liquid № 1 with fluorine (concentrate) contains 1,5% sodium fluoride, water, hypoallergic food colors, flavoring and sweetening agents. The solution is prepared from concentrate by distilled watering. This solution is neutral (pH 7) and contains 0,2% sodium fluoride to prevent tooth caries.

Liquid № 2 (concentrate) contains bigluconate chlorhexidine (2%) featuring bactericidal effect.

Ready to use liquid № 2 contains bigluconate chlorhexidine (0,05%).

Gel № 2 contains bigluconate chlorhexidine (0,2%). Unlike liquid gel is applied to the affected areas of dot, which eliminates effects of chlorhexidine to enamel, thus, the probability of side effects such as coloring of teeth is reduced.

Chlorhexidine – a broad spectrum antiseptic having a bactericidal effect on vegetative forms of gram-positive and gram-negative microorganisms, and yeasts, dermatophytes and lipophilic viruses. Liquid (gel) № 2 remains antiseptic properties in direct contact with body fluids (blood or pus), reduces plaque, effective in anti-plaque action.

Liquid № 3 (concentrate) is water-based elixir of orange color containing natural antioxidants (b-carotene, vitamins E and C).

Prophylactic of oral mucosa diseases of known etiology is removal of their causes

PACKAGING		
code	packaging	volume
00000002189	Liquid №1 (concentrate)	125 ml
00000018842	Liquid №1 with fluorine (concentrate)	125 ml
00000002139	Liquid №2 (concentrate)	125 ml
00000007813	Liquid №2 ready to use	100 ml
00000045529	Gel	10 g
00000002190	Liquid №3 (concentrate)	20 ml

RC № FSR 2009/04655 dated 01.04.2009





MATERIALS FOR TREATMENT AND HYGIENE OF ORAL CAVITY



AIR-CLEANS materials for preparation and polishing teeth by sandblasting method

Powders «Air-Cleans» are used by sandblasting method; produced 2 types of powders, different for purpose:

«PROPH» – for prophylactic treatment;

«PREP» – for preparation of cavities;

and **suspension «Air-Cleans»** for removal of dental tartar (by method of system VECTOR).

«AIR-CLEANS» FOR PROPHYLACTIC TREATMENT:

PURPOSE

«Air-Cleans» PROPH – based on soda

- removal of dental tartar and soft tooth sediments;
- removal of pigmentations and teeth whitening;
- cleaning fissures before hermetization.

«Air-Cleans» PROPH (SOFT) – based on glycine

- removal of small dental tartar;
- soft polishing;
- regular tooth cleaning for patients with sensitive periodontitis;
- removal of biofilm and dental tartar around braces.

«Air-Cleans» PERIO (SOFT) – based on glycine

- treatment of gingival pockets;
- subgingival polishing;
- reducing the number of pathogenic microbial flora in gingival pockets;
- removal of biofilm around the implants;
- prophylaxis of dental disease in children.

Suspension «Air-Cleans»

- removal of calculus;
- cleaning of surface of tooth roots;
- tooth polishing.

PROPH 120 µm

SOFT 65 µm

PERIO 25 µm

Suspension 6 µm

FEATURES

«Air-Cleans» PROPH based on sodium hydrogen carbonate which size of particles providing careful cleaning of tooth hard tissues. In case of cleaning jet on the gum of lidocaine hydrochloride (0,5%) that contains the powder improves painlessness of soft tissues. The powder has pleasant fresh scent and flavour.

«Air-Cleans» PROPH (SOFT) has soft abrasive material and a pleasant sweet taste. The powder is ideal for removal of subgingival plaque or soft polishing the tooth surface after removal of tartar. Moreover, it can be used by effectively and safely remove biofilm and plaque around braces. «Air-Cleans» PROPH (SOFT) is the best decision for regular preventive measures and repeat visits.

«Air-Cleans» PROPH (PERIO) is effective by removal of biofilm around the implants. Minimal particle size of glycine guarantee gentle action on the implant surfaces and on the surface of the milk teeth in children. This powder is suitable for effective removal of biofilm without damaging soft tissue disruption of the structure of enamel, dentine and cement.

«Air-Cleans» suspension contains hydroxyapatite (size of particle 5-7 µm). By supply of suspension the procedure of cleaning of root in subgingival pocket is passed effectively and painless.



BEFORE CLEANING



AFTER CLEANING

«AIR-CLEANS» FOR PREPARATION OF CAVITIES:

PURPOSE


«Air-Cleans» PREP – based on aluminium oxide

- preparation of caries cavities in the area of tooth neck;
- finish treatment of caries cavities of different localizations;
- use by hypersensitivity of teeth.

«Air-Cleans» PREP – based on aluminium oxide

- removal of old fillings;
- removal of hard tooth deposit;
- increasing of caries cavities.

PREP 29 µm



PREP 45 µm



FEATURES

«Air-Cleans» PREP 29 µm – the grain and the abrasive hardness provide non-carious lesions can dissect the tooth, to train them before fissure sealing and mechanical roughening in the tooth cavity to enhance the adhesion of restorative materials to tooth structure.

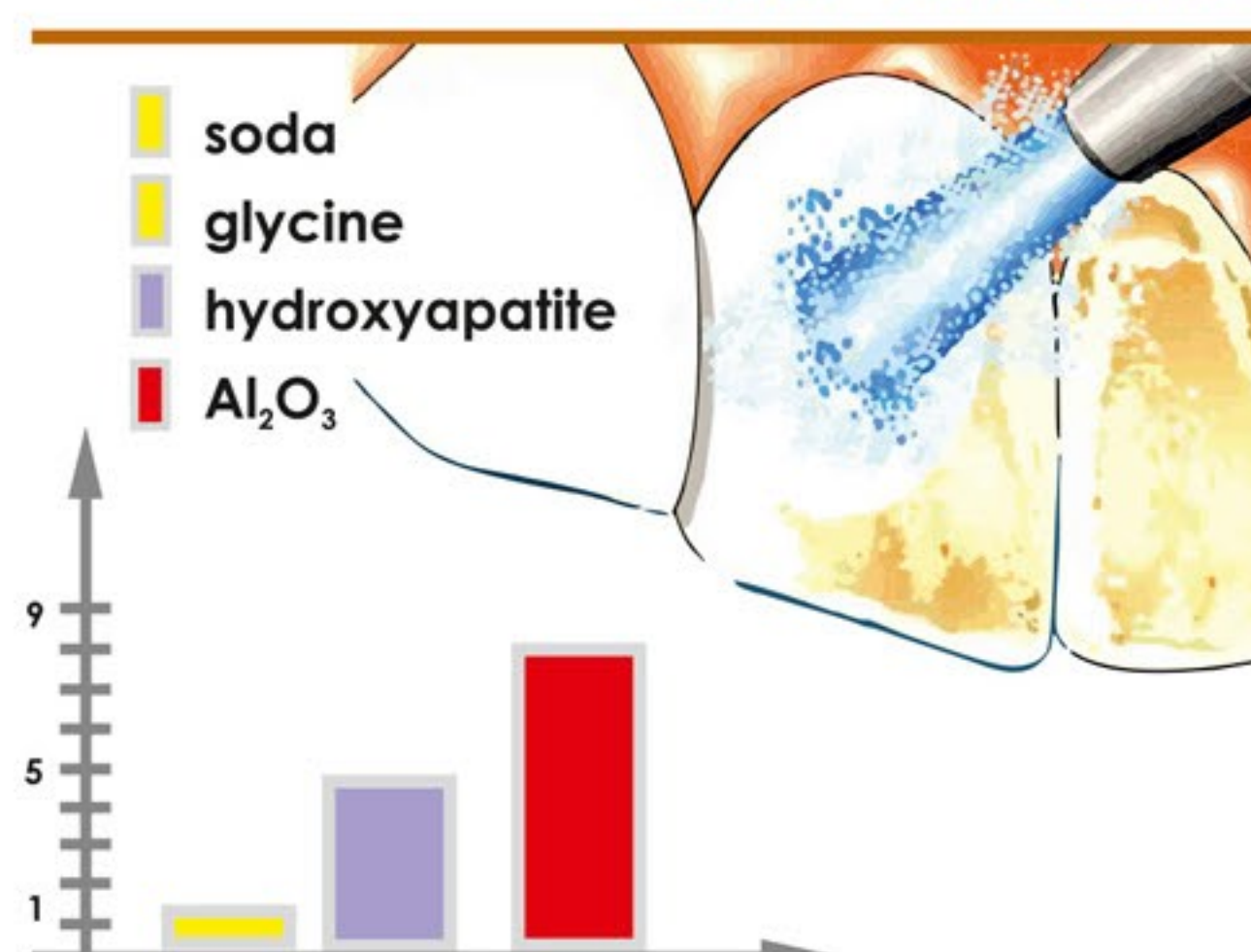
«Air-Cleans» PREP 45 µm allows you to dissect the carious tooth tissue, effectively remove hard dental deposits, conduct shaped defects of the tooth preparation and precise preparation of the teeth in front of them with prosthetic crowns.

PACKAGING

code	packaging	volume
00000007000	Powder 29 µm	40 g
00000007725	Powder 29 µm	200 g
00000034833	Powder 45 µm	40 g
00000034834	Powder 45 µm	200 g
00000005115	Powder 120 µm	20 g
00000006407	Powder 120 µm	300 g
00000032612	Powder 65 µm	200 g
00000032613	Powder 25 µm	120 g
00000008913	Suspension	100 ml

RC № FSR 2007/00961 dated 25.10.2007

Mohs' HARDNESS





VITADONT

paste-dressing based on lecithin and vitamins for treatment and prophylaxis of gingivitis and parodontitis

PURPOSE

Has wound-healing action after surgical treatment (curettage, flap surgery), helps stop bleeding gums, quickly reduces inflammation.

FEATURES

«Vitadont» is anti-bacterial vitaminized paste-dressing based on wax-lecithin complex containing beta-carotene, vitamins E and C. Paste has sedative and anaesthetic effect.

Together with vitamin complex paste «Vitadont» includes valuable natural component – **beeswax**. Treating components of beeswax contained penetrate into gum and reduce pain, disinfect oral cavity due to adsorption of harmful components on wax.

Universal complex of natural components and bio-active agents provide softness and elasticity of parodont tissues. Vitamin complex (beta-carotene, vitamins E and C) protects oral mucosa from active pro-oxidants (i.e. active forms of oxygen and free radicals). Lecithin provides quick assimilation of vitamins.



m a t e r i a l s
i n d e n t i s t r y

New effective vitamin containing DENTAL MATERIALS IN PERIODONTOLOGY

V.F.Posokhova

Junior Researcher,
JSC VladMiVa

L.A.Kolchenko

major technologist
JSC EP VladMiVa

V.P.Chuev

Candidate of Sciences in Chemistry, Member of
Academy of Medical-Technical Sciences of the Russian
Federation, General Director of company VladMiVa

...**Vitadont** is bactericidal vitaminized paste based on wax-lecithin complex containing beta-carotene, vitamins E and C. Paste-dressing helps to reduce bleeding gums and speeds healing of the mucous membrane of the mouth after injuries and surgical operations. After application to the gum paste **Vitadont** forms a soft protective film, does not clog pores, has anti-inflammatory action, promotes rapid recovery (regeneration) of the mucous tissue of the mouth. The paste has a calming and analgesic effects. The universal combination of natural components and bioactive substances restores softness and elasticity of the periodontal tissues. Beta-carotene (provitamin A) deserves special attention not only as a source of vitamin A and natural antioxidant, but also as a bioactive

substance, a positive effect on the immune status of the human body.

...Part of the paste **Vitadont** lecithin promotes the assimilation of vitamins A and E, as well as helps to ensure the smooth functioning of every cell of the human body.

...Together with the vitamin complex in the **Vitadont** paste it includes valuable natural component - beeswax, which is the product of bees wax glands. The chemical composition of it is similar to fat, but it is much richer and more varied than. The wax contains more than 300 different compounds: esters, carbohydrates, enzymes..

...Currently, beeswax is used in dentistry for cleansing of the oral cavity and to strengthen the gums. After applying the paste **Vitadont** to the gum medicated wax

components penetrate the gum, and harmful substances from the oral cavity are adsorbed onto wax. This unique property of the wax absorb harmful substances released from the body allows the use of beeswax in the treatment of inflammatory processes. Part of the paste wax helps to relieve pain, disinfect the mouth and have a disastrous effect on the microbes and viruses.

Due to its unique composition of ingredients, paste **Vitadont** demonstrates very tangible benefits, since its components are carriers of biologically active natural substances, carrying out multiple effects on periodontal tissues.

Paste **Vitadont** is recommended for use, both in the clinic and at home...

110

2004 / 1 INSTITUTE OF DENTISTRY

PACKAGING

code	packaging	volume
000000000008	Paste	15 g

RC № FSR 2011/10985 dated 27.05.2011



KP-PLAST

set of self-resolving plates base on natural polysaccharides for the treatment gingival inflammations and periodontal tissues

PURPOSE

Used for the treatment and for the prophylactic of bleeding and inflammation of periodontium by gingivitis and periodontitis.

Available:

- «KP-PLAST» PHYTO
- «KP-PLAST» VITA
- «KP-PLAST» ANTIMICROBIAL
- «KP-PLAST» WHITE

FEATURES

«KP-PLAST» – self-resolving plates base on natural polysaccharides which prolonged keep the necessary therapeutic concentration of medical substances in affected periodontal tissues.



For treatment of gingival bleeding



Plates «KP-PLAST» PHYTO made on the basis of polysaccharides and polypeptides of natural origin. The composition of the plates includes organic extracts of chamomile, calendula and yarrow.

Vitamin K and salts of silicic acid contained in the composition of yarrow, determine hemostatic effect, increase blood clotting. Chamomile extract has anti-inflammatory and antiallergenic action,

and also promotes the regenerative processes of the mucous membrane of the oral cavity. Calendula has a bactericidal effect on coccal microflora has a pronounced anti-inflammatory and epithelizing effect.

For treatment and prophylactic of inflammatory diseases of the oral cavity

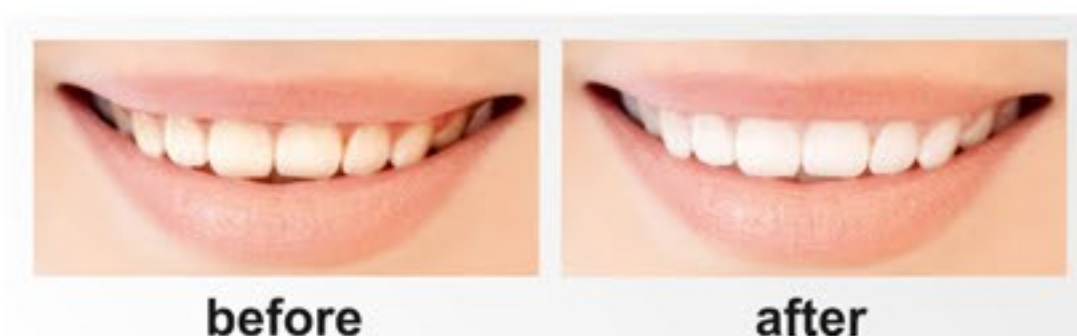
«KP-PLAST» VITA contain a complex of vitamins (C, E, beta-carotene). Beta-carotene protects the cell structure of soft tissues of the oral cavity against damage from free radicals, revitalizes and strengthens the gums. Vitamin E increases the tone of the weakened blood capillaries, reduces bleeding and restoration of periodontal tissues, speeds healing of the mucous membrane of the oral cavity. Vitamin C contributes to the reduction of the permeability of connective tissue and cells of the capillaries, reduction of intercellular spaces, which not only reduces puffiness, but also makes the tissue of the oral mucosa is not available for the penetration of infectious agents.

For removing of gum inflammation

«KP-PLAST» ANTIMICROBIAL contain metronidazole and chlorhexidine. Chlorhexidine has a rapid and strong bactericidal activity against gram-positive and gram-negative bacteria. The combination of chlorhexidine with metronidazole effective against anaerobic bacteria colonizing the oral cavity.

For delicate whitening and for natural shine of teeth

«KP-PLAST» WHITE polymer self-adhesive film for teeth whitening based on hydrogen peroxide of 1,5%. Plates are colorless and invisible on the surface of the teeth, tightly stick to the teeth, preventing the release of the active ingredients in the oral cavity. By the end of the whitening course in addition to lightening to the natural color, the teeth have shine.



EASY TO USE:

- Cut the required size of the plate, apply the adhesive side on the front surface of the teeth.
- Fixed at 2-3 h., without causing discomfort.



PACKAGING

code	packaging	volume
00000041029	PHYTO Plates 2 pc.	5 x 10 cm
00000041028	VITA Plates 2 pc.	5 x 10 cm
00000041027	ANTIMICROBIAL Plates 2 pc.	5 x 10 cm
00000037852	WHITE Plates 2 pc.	5 x 10 cm

RC № FSR 2007/00961 dated 25.10.2007



MATERIALS FOR TREATMENT AND HYGIENE OF ORAL CAVITY

ALVANES ANTISEPTIC antiseptic for the alveoli, which forms barrier to bacterial contamination of the bone tissue of alveolar socket



PURPOSE

Used for the prevention and treatment of alveolitis.

Antiseptic paste «Alvanes» includes:

- propolis (10 %);
- beeswax;
- iodoform (5%);
- paste-adjuster.

The presence of propolis in the material composition provides anti-inflammatory, wound healing and analgesic effects.

FEATURES

Including in the composition iodoform in contact with living tissues distinguishes iodine, providing an antimicrobial effect, activating the formation of granulation tissue and also has astringent and anti-inflammatory properties.

Antiseptic paste «Alvanes» is easily applied and well kept in the socket of the alveolar bone, forming a plastic medical bandage, which quickly reduces inflammation and pain. After applying do not require any special procedures and instruments, except to monitoring the process of healing. Material is gradually forced out of the alveoli themselves within 30 days.



DIRECTION FOR USE

For the prevention of alveolitis after tooth extraction or tooth root it is necessary to sanitation of hole to remove granulation or infected tissue and bone fragments. After that add antiseptic paste «Alvanes», if necessary, to take in.

In the treatment of alveolitis spend adequate analgesia. Then perform curettage alveolar hole (remove all necrotic tissues) and rinse well with saline. Provoke bleeding to alveolar hole completely filled with blood. Add antiseptic paste «Alvanes» into the alveolar hole, if necessary, to take in.

PACKAGING

code	packaging	volume
00000040996	Paste antiseptic (jar)	10 g
00000037851	Paste antiseptic (syringe)	3 g x 2 pc.

RC № FSR 2010/07668 dated 11.05.2010



PARASEPT

paste for temporary filling or as treating and protective compress in case of local form of periodontitis

PURPOSE

Used:

- as treating and protective compress in case of local form of periodontitis;
- temporary filling of teeth;
- displace the gum in the cervical area before filling;
- as neutral base paste can be use with other materials (metronidazole, iodoform, etc.), helping to hold them at the level of the gums, tooth or alveoli.

«Parasept» **ANTISEPTIC** is used as treating compress in case of sore-necrotic gingivitis, chronic parodontitis, parodontal abscess, after parodontal surgical treatment and for provisional filling.

FEATURES

Plastic self-hardening eugenol-free paste containing fibres is based on zincsulfate powder, it features bactericidal and anti-inflammatory effect.

Plasticity time in oral cavity is 2-3 minutes. Total hardening time is 20-30 minutes. «Parasept» protects treating pastes from saliva.

«Parasept» **ANTISEPTIC** is eugenol-free plastic paste based on zincsulfate powder and biocompatible fibres.

PACKAGING

code	packaging	volume
00000001555	Paste	60 g
00000002191	Paste antiseptic	60 g

RC № FSR 2007/00142 dated 05.06.2007

Treating effect of paste is provided by metronidazole. Paste antiseptic «Parasept» is antiseptic and antimicrobial paste features effective influence on pathogen flora stopping inflammatory process.

BELAIOD

iodine-containing paste for treatment of tooth infected canals and oral mucosa

PURPOSE

Used for antiseptic treatment of oral mucosa (stomatitis, gingivitis, paradontitis) as well as for treatment infected tooth root canals.

FEATURES

Paste «Belaiod», the active ingredient of which is iodine has a powerful bactericidal effect against staphylococci candida albicans, etc. It is an alternative to antibiotics in the treatment of periodontitis. The presence in the paste of lecithin and glycerin softens and prolongs the action of iodine.



PACKAGING

code	packaging	volume
00000001326	Paste	3 g

RC № FSR 2011/12001 dated 30.09.2011



BIOPLAST-DENT GEL surgical material based on bone collagen for restoration defects of bone tissue

PURPOSE

Used for relieve swelling and inflammation of the tissues of the oral cavity in the surgical dentistry, trauma, fractures, splinting of the jaws, as well as for prevention and treatment of periodontitis, gingivitis and stomatitis.

FEATURES

«Bioplast-Dent» gel effectively reduces swelling and inflammation of the oral mucosa before and after surgical procedures. Part of the gel **chondroitin sulfate** promotes the healing of inflamed periodontal due to the decrease in the activity of proteolytic enzymes and hyaluronidase bacterial flora.

Gel normalizes metabolism in the cells of the epithelium and the fibroblasts and blood circulation, which leads to a rapid reduction in swelling and bleeding gums, promotes localization of inflammation. In addition, chondroitin sulfate significantly improves the condition of dentine and exchange in odontoblast. Chlorhexidine provides prolonged bactericidal effect on the microorganisms of dental plaque, helps prevent and treat gingivitis, reduces inflammation of the gums.

With prolonged use the gel does not cause allergic reactions. It is used to reduce swelling and inflammation of the tissues of the mucous membrane of the oral cavity during surgical operations for trauma, fractures, splinting of the jaws; closing perforations of the maxillary sinus and the mandibular canal; the removal of the tooth (complicated/uncomplicated). Indications are the prevention and treatment of periodontitis, gingivitis and stomatitis. The gel can be used as a stabilizer of the clot.

In the practice of surgical dentistry and oral and maxillofacial surgery gel «Bioplast-Dent» is used before and after surgical procedures to remove swelling and inflammation of oral mucosa. The application of the gel after surgical operations improves overall metabolism in tissues due to normalization of vascular microcirculation.

**Easy to use, both in dental clinics
and at home**



Use in the form of oral baths:

- for quick stopping of recrudescence - by periodontitis, gingivitis and stomatitis;
- for the prevention of recrudescence and maintaining the state of periodontal tissues (for nutrition of periodontal tissues).

PACKAGING

code	packaging	volume
00000023971	Gel	3 ml
00000023972	Gel	10 ml

RC № FSR 2010/08031 dated 15.06.2010

**Application of material
«Bioplast-Dent» -
periodontal gel
after wound suturing**



KLIPDENT GEL

material based on synthetic calcium phosphate surgical for restoration of defects hard tissues

**PURPOSE**

- for reliable protection and rapid healing of wounds after surgery;
- for cover the defect after the bone building;
- for optimization of the materials for bone regeneration synthetic xeno-or allo-origin;
- for reducing scarring in aesthetically significant areas, and accelerate wound healing after implantation;
- for support regeneration after surgical periodontal treatment, gingivitis, surface and deep marginal periodontitis.

FEATURES

«Klipdent» gel fixes augmentation materials, as biological membrane. Sodium hyaluronate is a highly purified biopolymer. The composition of biopolymer is equivalent to natural human sodium hyaluronate. The narrow range of molecular weight and lack of animal protein reduces the risk of allergic reactions. Due to the high viscosity gel slows the penetration of bacteria and viruses, serving as a biological barrier that has a positive effect on the healing process.

Mix of hyaluronic acid with materials for bone regeneration significantly improve clinical quality by providing a positive impact on osteoinductivity, and fixation of the materials at the application places, preventing displacement augmentation material and ensuring the stability of the volume.

Gel as biological membrane, effectively fixes auto - or allogenic augmentation materials. Protective effect and slow absorption of hyaluronic acid provide reliable and predictable regeneration of augmented, especially when sinus lifting. Hyaluronic acid has a positive effect on the formation of new bone material, and provides the strength of the particles pellets, which allows for the augmentation of defects even in remote places.



Osteoplastic material
mixed with material
«Klipdent»-gel



Filling of removed
tooth socket with prepared
osteoplastic material



Applying of material
«Klipdent»-gel
before wound suturing

PACKAGING

code	packaging	volume
00000026068	Gel	1 ml

RC № FSR 2010/08030 dated 15.06.2010.





HEMOSTATICS

ALVANES

antiseptic dental hemostatic
material for tooth sockets



PURPOSE

«Alvanes» **paste** is used as an astringent for removal of tartar, periodontal pocket curettage, gingivectomy, and after removal of the casts.

«Alvanes» **powder** is used as an astringent for removal of tartar, periodontal pocket curettage, gingivectomy, leveling alveolar processes, treating tooth sockets and after removal of the casts.

FEATURES

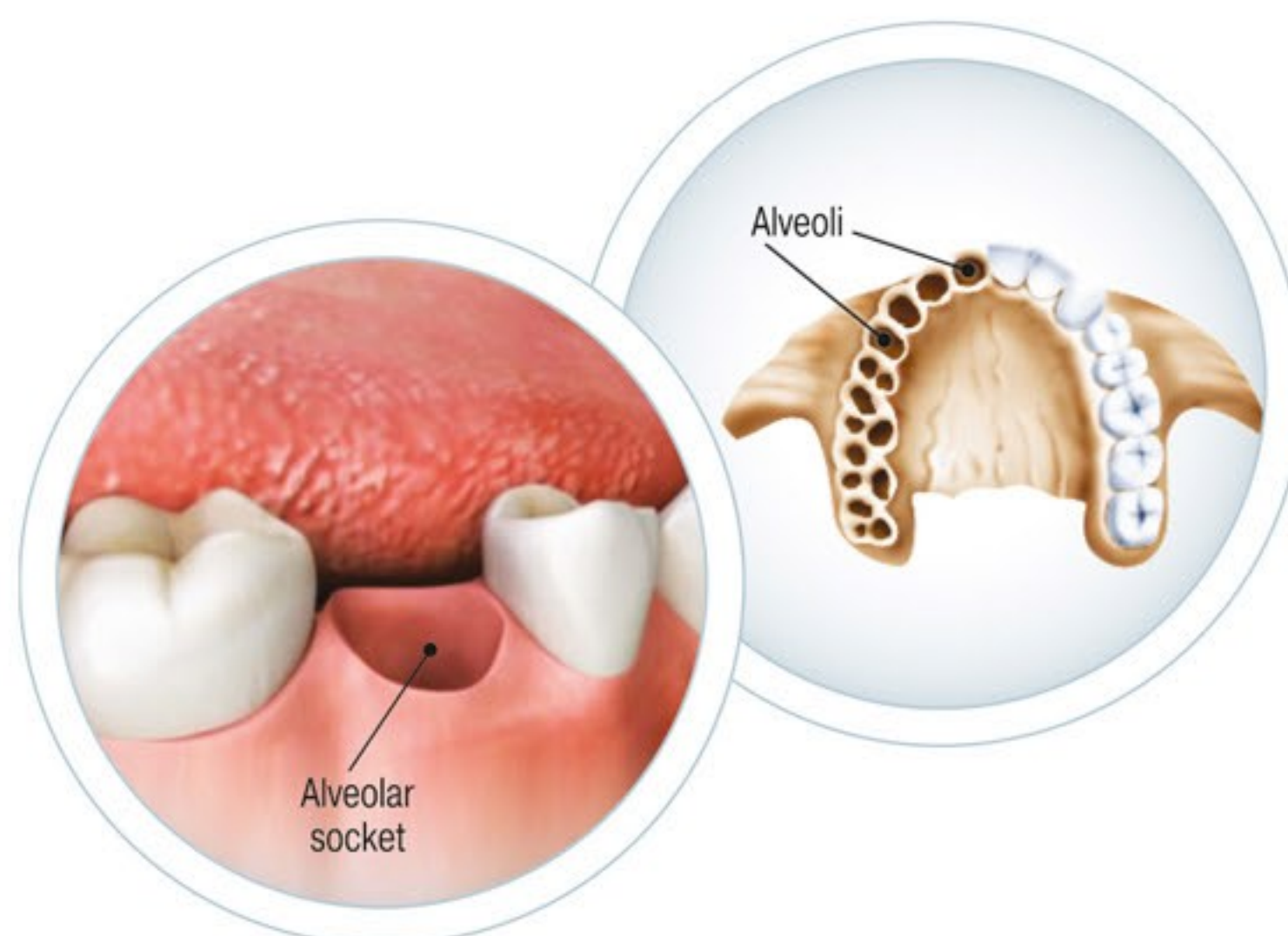
Hemostatic paste - hemostatic resolving material covers the bleeding surface, and due to swelling after contact with blood, it presses the hurt capillaries. The pressure and the hemostatic effect of aminocaproic acid provide quick bleeding stoppage.

Hemostatic paste contains: lidocaine hydrochloride – i.e. anaesthetic; cetrimide – i.e. antiseptic; gel-adjuster; amino caproic acid – hemostatic.

Fine **antiseptic powder** «Alvanes», easy sprayed on bleeding mucosa surface and stopped capillary bleeding.

Powder «Alvanes» contains: natural polysaccharide, forming gel in contact with blood; sodium alginate facilitating quick hemostasis; antiseptic (iodoform 0,01%).

Powder «Alvanes» is non-toxic and is compatible to antibiotics or antiseptics.



Periodontal pocket
curettage



PACKAGING

code	packaging	volume
00000000004	Paste hemostatic	20 g
00000000005	Powder	7 g

RC № FSR 2010/07668 dated 11.05.2010

ALVANES SPONGE

antiseptic dental hemostatic material for tooth sockets

Sponge «Alvanes» is produced:

- with iodoform;
- with chlorhexidine and metronidazole;
- with lincomycin.

PURPOSE

Hemostatic antiseptic collagen sponge is used for the treatment and prevention of inflammatory complications in surgical dentistry and periodontics: after tooth extraction, in particular the treatment of alveolitis and periodontal abscesses, as well as the filling of periodontal pockets after a local anti-inflammatory therapy or curettage.



FEATURES

Sponge «Alvanes» consists of lyophilized collagen, in which introduced hemostatic components affecting the separate stages of blood coagulation, in particular to stop capillary bleeding, and anesthetic components (lidocaine).

As an antiseptic sponge «Alvanes» (with iodoform) contains iodoform, that in contact with living tissues allocates iodine, providing antimicrobial action, enabling the formation of granulation tissue, and also has astringent and anti-inflammatory properties.

The effectiveness of the antimicrobial sponge «Alvanes» (with chlorhexidine and metronidazole) caused by the presence in its composition components: chlorhexidine and metronidazole.

Metronidazole has antiprotozoal and antibacterial activity against anaerobic protozoa and bacteria. The mechanism of action consists in restoring biochemical nitro metronidazole and their further interaction with the cellular DNA of microorganisms that inhibit nucleic acid synthesis and leading to death of the bacteria.

Chlorhexidine, a part of the sponge is active against a broad spectrum of vegetative forms gram negative and gram positive organisms, yeast and lipophilic viruses. The bactericidal effect caused by the binding of cations resulting from dissociation of chlorhexidine in a physiological medium with the negatively-charged phosphate groups of the bacterial cell membrane and extra-microbial complexes.

Part of the sponge «Alvanes» (with lincomycin), lincomycin, inhibits the synthesis of proteins in microorganisms, providing a bacteriostatic and bactericidal action. It is effective against gram-positive bacteria and mycoplasma.

Sponge «Alvanes» does not have a local irritating and bio-toxic action, stimulates the regeneration of tissues in the healing stage. Does not require the intervention of a doctor to remove it, resorbs in a few days.

PACKAGING

code	packaging	volume
00000034835	Sponge with iodoform	30 pc.
00000037495	Sponge with lincomycin	30 pc.
00000037496	Sponge with chlorhexidine and metronidazole	30 pc.

RC № FSR 2010/07668 dated 11.05.2010





HEMOSTATICS

ALUMOGEL

dental astringent gel for treating tooth sockets after tooth extraction, for gum retraction when treating cervical caries and treatment of tooth root canals after pulpotomy



PURPOSE

Used as a hemostatic in case of capillary bleeding, for gum retraction when making imprints and treating cervical caries, for prophylaxy purpose and for treating root canals in case of apical bleeding.

FEATURES

Material «Alumogel» is produced as two gels: «Alumogel» and «Alumogel» (forte). «Alumogel» gels are applied without spreading on mucosa.

The main component of «Alumogel» material is **aluminum chloride** (i.e. hemostatic) which intensifies centimonium bromide featuring bactericidal effect.

For quicker hemostasis, «Alumogel» (forte) contains **Fe-salts**.

Material «Alumogel» is not toxic and can be easily used. Material «Alumogel» does not feature irritation effect and is easily washed off.

«Alumogel» (forte) material on Fe basis can change color of gum tissue which is restored for 1-2 days.



PACKAGING

code	packaging	volume
00000004651	Gel	5 ml
00000004796	Gel (forte)	5 ml

RC № FSR 2009/05517 dated 26.08.2009



CAPRAMIN

dental astringent material for treating root canals, in case of capillary bleeding

PURPOSE

Used as a hemostatic in case of capillary bleeding, for treating tooth sockets and after direct casting, for gingiva retraction and removal of dental calculi as well as for treating root canals in case of canal bleeding.

FEATURES

The main component of material «Capramin» is **aluminum chloride** (i.e. hemostatic) which intensifies centimonium bromide featuring bactericidal effect.

Material «Capramin» is not toxic and can be easily used. Material «Capramin» does not change tooth tissues color and is easily washed off.



EQUIPMENT, INSTRUMENTS, MATERIALS

POSOKHOVA V.F.,
Researcher of company «VladMiVa»,

LYAGINA L.A.,
Researcher of company «VladMiVa»,

KUZMINA E.A.,
Head of Laboratory of company «VladMiVa»

Use of material «Capramin» in periodontal diseases

The basis of the inflammatory-destructive periodontal diseases are disorders of microcirculation. We had the task to study the results of the use of medical materials that have a corrective effect on hemostasis.

...Material and methods

Under our supervision there were 40 people, including 20 (aged 18-24 years) had catarrhal gingivitis and 20 (18-45 years) with periodontitis. The control group included 10 practically healthy with intact periodontium. In the treatment of gingivitis at the first stage were used Capramin along with the sanitation of the oral cavity. A tampon of sterile cotton wool moistened with Capramin and applied on the bleeding surface while pressing it lightly for 2-3 minutes. Patients with periodontal also used the above method of application Capramin after the removal of supra - and subgingival deposits. Bleeding during and after curettage is the result of the inflammatory process around the vascular walls and damage the intervention. With abundant bleeding in the pocket was washed with Capramin from the syringe, and then pressed the gum to the tooth gingival dressing..

Results

Clinical observations have shown that the treatment of patients with pathology of periodontal with Capramin, the gums are markedly abate inflammation. Inflammation are evaluated in the following signs: redness, swelling, bleeding, desquamate, expression. Sample Schiller-Pisarev relates to a method of in vivo staining of glycogen gums, the content of which increases with chronic inflammation. This test has been used and after treatment: a negative test testified about the uselessness of anti-

inflammatory therapy. Patients noted improvement: continued pain, itching in the gums. The latter had acquired a pink tint, becoming more dense. Significantly decreased mobility of the teeth. All patients had become negative sample Schiller-Pisarev. Symptoms disappeared bleeding gums, increased resistance of the capillaries...

...Determination of the resistance of the capillaries gums based on the principle of taking into account the time during which it formed a hematoma - a method of dosed vacuum (Kulazhenko, V. I., 1967). Re-examination of resistance of the capillaries gums makes it possible to judge about the dynamics of the process in the periodontal tissues under the influence of treatment with Capramin...

Conclusion

Use of Capramin as inhibitor of fibrinolysis in the fibrinolytic correction of impaired hemostasis periodontal region reflects the pathogenetic approach to the complex treatment of periodontal diseases. Local use of Capramine (consisting of aminocaproic acid) helps reduce vascular permeability, inhibition of the formation of activators of fibrinolysis and thus preventing the accumulation of plasmin. Thus to some extent account for the tendency to normalize the permeability of blood vessels after treatment. The obtained data show expediency of use of Capramin in complex treatment of periodontal diseases..

PACKAGING

code	packaging	volume
00000000047	Liquid	30 ml

RC № FSR 2010/06810 dated 12.02.2010

DENTIST

JOURNAL OF RESEARCH AND PRACTICE
№ 11 2006



HEMOSTATICS

RE-CORD

dental set for gingival retraction
and capillary bleeding stoppage



PURPOSE

The cord is used for gingival retraction, prevention of gingival leakage during preparation of cavity in cervical area.

The liquid is used in case of apical and gingival bleeding as well as for treatment of cords.

FEATURES

Set "Re-Cord" contains **retracting liquid** for tamponing and **cords** of different thickness:

- № 1** – thin;
- № 2** – medium;
- № 3** – thick.



It is available treated (with retraction components) and untreated cords.

«Re-Cord» liquid features therapeutic effect provided by aluminum chloride.

Retraction (compression and deallocation) of gums lasts for 30 minutes. Then soft tissues restore their original form.

Retraction cord «Re-Cord» is a ready to use form: twisted cotton fibers, processed by special technology.

Untreated cords should be treated with «Re-Cord» liquid exactly before their use. The material is recommended for use before moulding. In this case surface details are exactly reproduced on the imprint. Treated cords prevent bleeding when fixing dentures in the interdental areas.

PACKAGING

code	packaging	volume
00000004798	Liquid Set of untreated cords № 1, 2, 3	15 ml 2 m each
00000004950	Liquid Cord № 1 untreated	5 ml 2 m
00000004932	Liquid Cord № 2 untreated	5 ml 2 m
00000004856	Liquid Cord № 3 untreated	5 ml 2 m
00000001046	Cord treated № 1	2 m
00000001047	Cord treated № 2	2 m
00000001048	Cord treated № 3	2 m
00000001045	Liquid	5 ml

RC № FSR 2010/07666 dated 11.05.2010

Periodontal treatment using materials produced by

 VLADMIVA

Main stages of treatment	Name of material
Application anesthesia	Desensil-Active
Test of hygiene level	Color-test
Removal of dental plaque	BelSol №1, 2 Polident №1, 2, 3 Belagel-R Air-Cleans Alvanes
Hyperesthesia	Gluftored Nanofluor Belagel-Ca/P Belak-F Belagel-F FtorAsept
Hemostatic applications after removal of dental plaque	Alumogel Capramin Re-Cord EndoZhy №4 Alvanes sponge
Closed curettage	KP-Plast Vitadont Belaiod Parasept Pectafix gel
Medical treatment of periodontal pockets	BelSol №2
Flap surgery	Bioplast-Dent (membranes, bits) Klipdent
Splinting of mobile teeth	Armosplint DentLight liquid
Mucous diseases	Pectafix KP-Plast

www.vladmiva.ru

«Trade House «VladMiVa»

118, Sadovaya Str., Belgorod, 308023, Russia

tel./fax +7(4722) 200-555, 31-59-03

market@vladmiva.ru

OUR BRANCHES:

1-Krasnaya Str., lit. 2g, Ljubertsy
Moscow Region, 140000, Russia
tel./fax +7(495) 565-42-43, 565-42-44
ddvladmiva@gmail.com

27, Botanic Str.
Orel, 302001, Russia
tel./fax +7(4862) 72-54-60, 72-54-61
orel@tdvladmiva.ru

21,1-Pushkarnaya Str.
Kursk, 305029, Russia
tel./fax +7(4712) 227-446, 227-445
kursk@tdvladmiva.ru

46, Demonstration Str.
Tula, 300034, Russia
tel./fax +7(4872) 70-13-20
tula@tdvladmiva.ru

6a, Olminsky Str.
Stary Oskol, 309530, Russia
tel./fax +7(4725) 39-05-03, 33-39-33
oskol@tdvladmiva.ru

101, Working Str.
Voronezh, 394049, Russia
tel./fax +7(4732) 392-777, 392-780
voronezh@vladmiva.ru

55a, St. Dimitrov Str.
Bryansk, 241033, Russia
tel./fax +7(4832) 595-446
bryansk@tdvladmiva.ru

**All products can be purchased
in ONLINE SHOP**

www.tdvladmiva.ru

